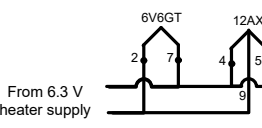
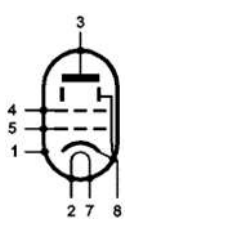
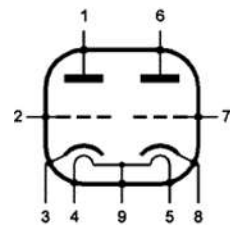
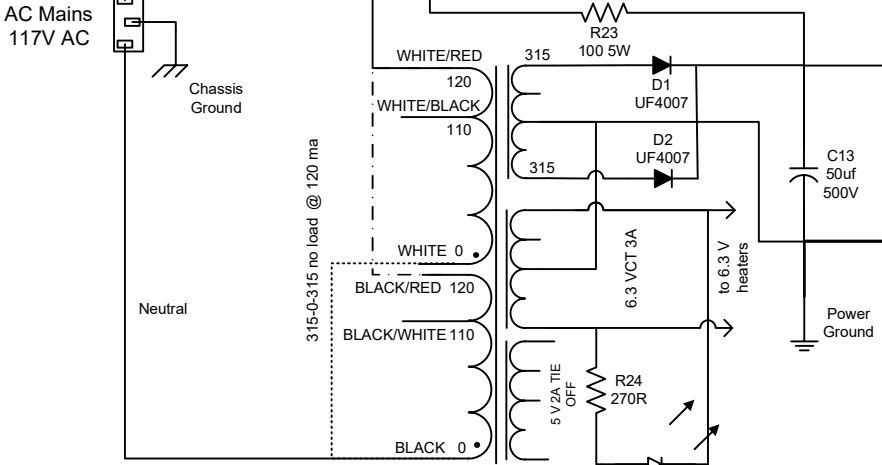
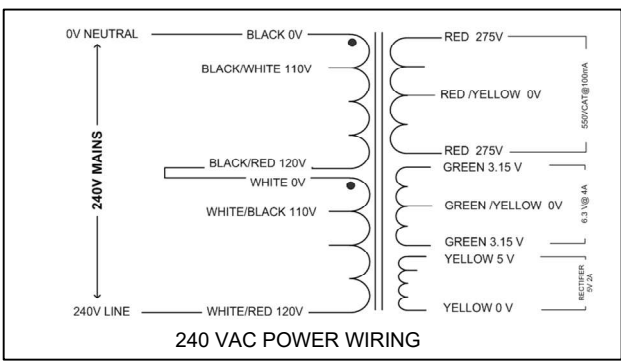


OT Specs
 15W capacity
 Primary - 2500 / 5000 ohms
 Secondaries - 4, 8 and 16 ohms

Pre-Amp Boost (PAB)
 Disconnect R13 ground side from eyelet board. Insert Cliff Jack switch between ground side of R13 and pre-amp ground. Use footswitch to engage PAB. It is off by default.
 *R13 Experiment with 470K to 5M. The higher the value, the more boost. Infinite (open circuit) is maximum.

6_6 / EL34 Optional Output Transformer Switch Wiring



Rev. Date	Reason
1 11/30/08	1st issue based on 5F2A/p1eX
2 10/20/09	VRM added
3 12/3/09	new labels, optional h. phone
4 01/1/10	change to 22K PS resistor with 220K plate on V1
5 03/03/10	Updated to build schematic
6 03/14/10	Added options
7 04/19/10	Changed fat/thin config.
8 05/05/10	Updated options to standards; PT specs changed to 630 CT
9 05/07/10	Updated OT connections
10 06/16/10	Moved R2 after R1
11 03/25/11	Moved R2 after C1, before R1
12 08/22/11	Added EL34 impedance switching
13 02/20/12	Added bleeder res; reversed VR5 pin
14 05/23/13	Removed R25 on 33uf cap
15 01/5/14	Changed R22 to 220K
16 08/23/16	Added PAB option
17 08/10/17	Updated Optional EL34 OT switch wiring
18 4Dec18	New PT added
19 14Jun19	Corrected OT secondary taps schematic
20 16Jul21	Changed feedback R 22K > 47K

THIS DESIGN PROPERTY OF TRINITY AMPS INC. FOR PERSONAL USE ONLY

Trinity Amps

Tramp

SIZE	FSCM NO	DWG NO	REV
SCALE	1 : 1	SHEET	1 OF 30