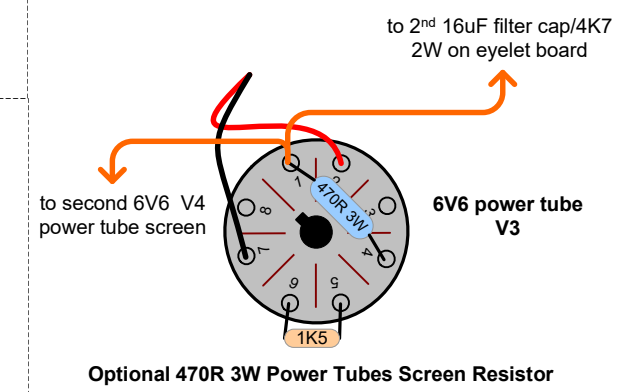
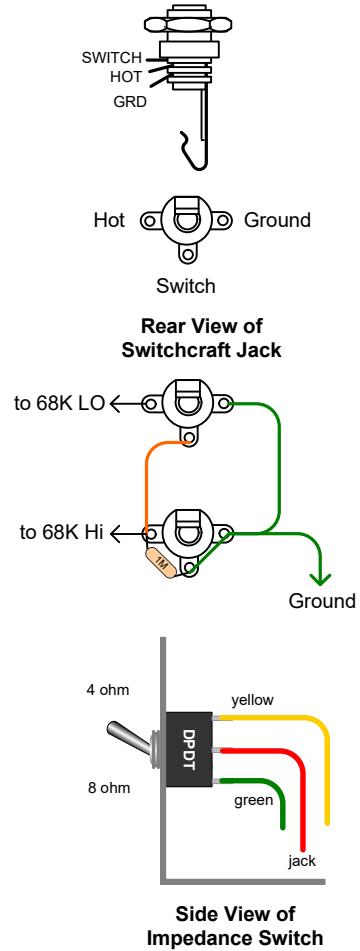
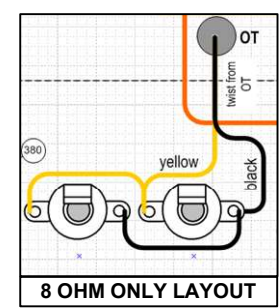


INPUT WIRING



- HARDWARE**
- 4-40 X 5/16" screw – sockets, pre ground, IEC
 - 6-32 X 3/8" screw – power ground
 - 6-32 X 3/4" + stand-off – mount board
 - 8-32 x 3/8" screw – Mount OT, mains ground
 - 8-32 locknuts (4) – mount PT
 - 10-32 X 1-1/4" - attach chassis to cabinet



REV.	DESCRIPTION	DATE	BY
1	First Release	02/18/07	SC
2	reversed Line / Neutral on mains	05/18/07	SC
3	updated heater / voltages added	12/27/07	SC
4	updated V1 pin 1 voltage	02/7/08	SC
5	revised heater/power wiring	07/5/08	SC
6	revised power transformer wiring	06/17/11	SC
7	revised output jacks in parallel	12/7/11	SC
8	reversed bright / normal leads to controls	27/04/12	SC
9	changed 1K5 2W grid to 1K5 CC 1/2 W		
10	new layout	22May12	SC
11	updated & colour coded wiring	30Dec12	SC
12	added 4/8 ohm Output transformer	22Sep14	SC
13	added 0.1 uf optional VRM caps	5Sep15	SC
14	added IEC and impedance switch	10Dec15	SC
15	reversed input jack HI & LO		
16	updated Power Tube Voltages	8Jun17	SC
17	updated Power line connections	27Sep17	SC
18	Added Screen Resistor option	17Jul18	SC

THIS DESIGN PROPERTY OF TRINITY AMPS INC. FOR PERSONAL USE ONLY

Trinity Amps

Tweed

SIZE	FSCM NO	DWG NO	REV
SCALE	1 : 1	SHEET	2 OF 17